



You've chosen a STEM degree... what's next?



**GAIN CLARITY ON VALUES AND A VISION FOR
CAREER GROWTH**

**ENHANCE UNDERSTANDING OF AVAILABLE CAREER
OPTIONS**

**IDENTIFY INTERNSHIP, FELLOWSHIP, AND
SCHOLARSHIP OPPORTUNITIES**

DEVELOP AN ACTION PLAN TO ACHIEVE GOALS



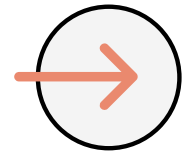
Module 1: STEM Career Pathways

"When your intention is clear, so is
the way."

-Alan Cohen



What STEM career pathways interest you?



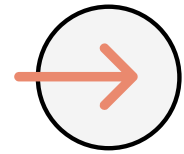
NOTES AND THOUGHTS

A large grid of 20 columns and 20 rows of small red dots for taking notes.

What motivated you to pursue a STEM degree?

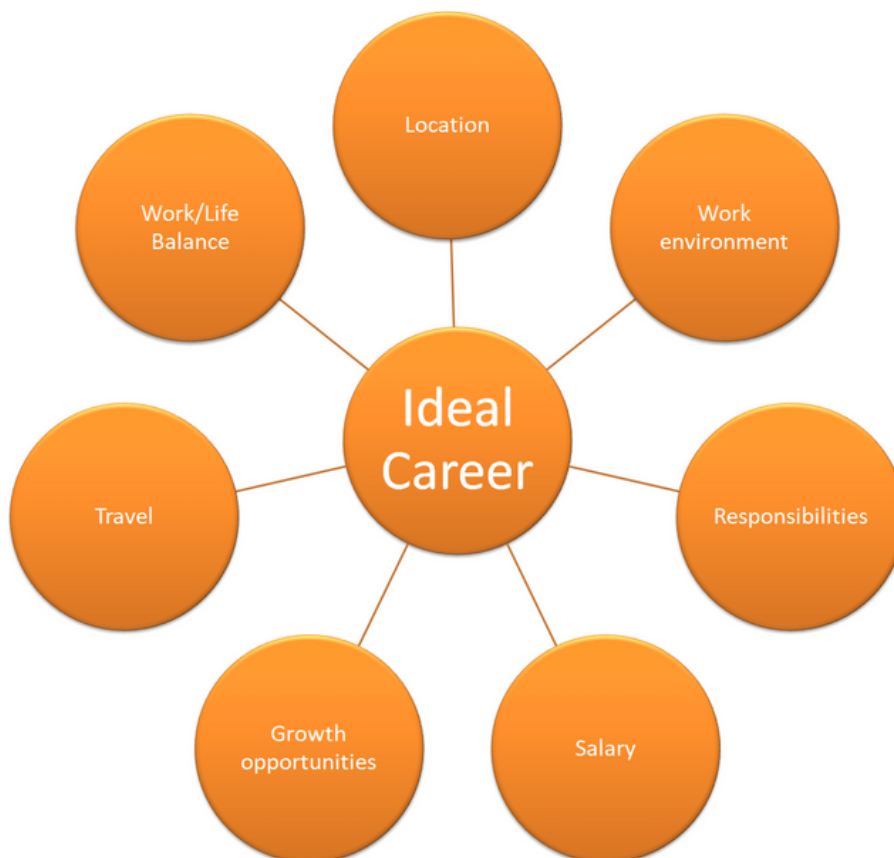
Who inspired or encouraged you to pursue a STEM degree?

Visualization Exercise



↘ BEGIN WITH THE END IN MIND

Following the guided prompts, jot down thoughts or images that came to mind as they relate to different aspects of your career.



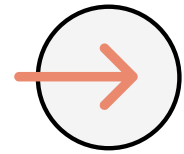


Module 2: Identifying educational opportunities to prepare for your STEM career

"Always go with the choice that scares you most, because that's the one that is going to help you grow."

-Caroline Mess


STEM Internships, Fellowships, and Scholarships



TAKE ADVANTAGE OF EDUCATIONAL OPPORTUNITIES


Explore the websites found below. Identify possible opportunities that you might want to apply for. Pay attention to eligibility requirements and application deadlines.

Federal opportunities for undergrad students




<https://stemundergrads.science.gov/>

Federal opportunities for grad students



<https://stemgradstudents.science.gov/>

Scholarship opportunities



<https://scholarships360.org/scholarships/stem-scholarships/>

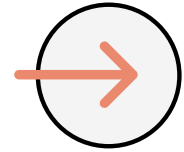
Pathway opportunities and resources



<https://www.pathwaystoscience.org/>



Tips for applying for educational opportunities



↘ STEM CAREER GROWTH TAKES TIME, EFFORT, PERSEVERANCE, AND PATIENCE.

1

Review application deadlines and eligibility requirements

2

Use your resume, essays, and personal narrative to show who you are

3

Identify people that can write strong letters of recommendation

4

Request transcripts in advance

5

Pay attention to details



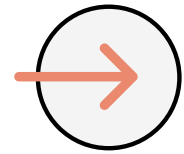
Module 3: Navigating the job search

"Vision without action is merely a dream. Action without vision just passes the time. Vision with action can change the world."

-Joel A. Barker



Tips for navigating your job search



↘ STEM CAREER GROWTH TAKES TIME, EFFORT, PERSEVERANCE, AND PATIENCE.

1

Update résumé/CV to align with the job announcement

2

Update cover letter to showcase experience and strengths

3

Explore sites such as USAjobs.gov, Indeed, LinkedIn as well as social media, and professional society posts

4

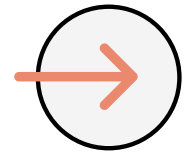
Attend and engage at career fairs

5

Informational interviews are key



Job search preparation



↘ YOUR NETWORK=YOUR NET WORTH

Be prepared to answer these questions:

- *Who are you?*
- *What do you do?*
- *Where do you see yourself going?*

×

Where are some places that you can start networking?

△

▽

×

Who is on your personal board of directors?

△

▽

×

How does your social media footprint align with your career goals?

△

▽

×

What career goals have you set for yourself?

△

▽